



profiles



Prince George Potters' Guild

The Prince George Potters' Guild is pleased to announce the juried exhibition '*Profiles*' featuring the work of its members during the Northern BC Clayfest.

After learning the basics of forming, decorating and firing, each artist's work uniquely reflects our past, our thoughts, and our technical expertise — our own voice. And it is this voice reflected in the unique combination of form and surface that will create a stimulating experience for the artist and the viewer.

Many of these pieces are available for purchase. If you are interested in a specific piece, please leave your name and contact information with the welcoming staff at the Two Rivers Gallery. Arrangements can be made with you after the show's completion on September 4, 2012. If you have any questions about the pieces, you may email the Prince George Potters' Guild at clay@bcgroup.net.

Thank you and enjoy the show! Please sign our guest book and be sure to fill out your ballot for the "*People's Choice Award*".

Special thanks to all the committee members, volunteers and participants that have helped to bring this show together and launch the third Northern BC Clayfest. You are an outstanding team, and your hard work is much appreciated!

The Prince George Potters' Guild is a registered non-profit organization located at Studio 2880. Established in 1976, the Guild has a long, rich history of sharing opportunities, ideas and successes. It is completely dependent on the hard work and commitment of its members. Members of all skill levels form a co-operative group who generously volunteer their time and share the responsibilities of running and maintaining the studio facilities.

Our Mission:

- To promote communication and co-operation among those interested in the ceramic arts.
- To foster artistic and educational activities within the Guild and the community.
- To promote members' work through sales, exhibitions and demonstration.

Prince George Potters' Guild

(A proud member of the Prince George and District Community Arts Council)
2880 - 15th Avenue Prince George, BC V2M 1T2 • Email: clay@pgpotters.ca

Jean Brandel

As a child, I always enjoyed making art. I may have grown up, but I've never grown out of the sheer enjoyment of creating art. I love the imaginative shaping of thought into an art form and every piece is an adventure.

Rattle # 1

17

Hand built B-Mix, commercial under glaze, hand dyed fabric, wooden dowel, cone 6 oxidation.

Price: NFS




Rattle # 2

18

Hand built B-Mix, commercial under glaze, stamped, textured, stone beads, wooden dowel, cone 6 oxidation.

Price: NFS



Mask

19

Hand built B-Mix, commercial underglazes, stamped, textured, bones, cone 6 oxidation.

Price: NFS



Leanna Carlson

Potential

20



I'm in love with potential and always have been. I noticed when back as a beginning potter, I was more excited about a box of unopened clay, than I was about a completed dinnerware set.

As I learn more and more about the materials I use, I feel excitement as I look at the world around me and the materials it offers me as a ceramic artist. Digging my own clay and glaze materials while studying the physics and chemistry of these variables connects me with the objects I create in a deep and meaningful way.

This piece has layers and levels, which reflect not only how the earth is formed, but also how I feel about the progression and refinement of my experience and understanding of the craft, the materials I use, and the interplay of form, texture, and hue I envision for my creations.

Layers

1. Top soil with juniper, shovel spade made of Fraser River clay and handle made with Salmon River clay mixed with Fraser River clay
2. Fraser River Clay
3. Roadside material from Cache Creek
4. "Realized potential" bisque fired pots of Fraser and Salmon River clay
5. Fraser River clay
6. Screened (40 mesh) Ryolitic tuff
7. Screened sand from a sandy layer of Fraser River clay
8. Screened (60 mesh) and once-fired Ryolitic tuff
9. Screened Ryolitic tuff (80 mesh)

Price: NFS

Leanna Carlson

Executive Desk Set

21

Thrown and altered. Made of my own clay and fired to cone 10 reduction. This set puts the “fun” into functional! Seriously, the flasks could hold mouthwash, cough medicine and water, but some may prefer scotch, whiskey and bourbon.

Price: NFS



Miniature Teapot

22

Made with my own clay, with a simple glaze that enhances the form and the bits of oxides in the clay. This piece was fired to cone 10 reduction.

Price: NFS



Kate Cooke

Kate took her first pottery class in 2000 as a creative outlet. She has since come to believe that everyone has a need for creativity to fill some part of their lives as a way of connecting to something deep and passionate in themselves and the world. Others find their connection through sports, music, volunteerism, family, and very often their careers. For Kate, the sense of fulfillment came from working with clay, an escape into a place of calm and clarity, artistic purpose, and messy earth in the hands. Her inspiration comes from nature (particularly BC flowers, trees and textures), children's stories, and the desire to make cool, functional objects for friends and family to enjoy.



Fireweed

29

Platter - slips and glaze, cone 6 oxidation

Size: 15 x 10 x 2"

Price: NFS



Berry bowl

30

Slips and glaze, cone 6 oxidation

Size: 2 pieces - 5 x 9"

Price: NFS



Peacock

31

Small plate - slips and glaze, cone 6 oxidation

Size: 5 x 5 1/2 x 1"

Price: NFS

Esther Driediger

I have been interested in many forms of art from an early age, including drawing, oils and acrylics. Four years ago my daughter Tara Emary introduced me to the wonderful world of clay and started a fire in my mind, heart and hands to create in a new and exciting way. I took my first formal training at the Prince George Potters' Guild and have learned both wheel and hand building techniques. I work with cone 6 clays and use both under-glazes and over-glazes to colour my pieces.

Gossip

26

Tiles with underglazes and clear glaze, fired to cone 6 oxidation. Copper accents.

Size: 14 x 19"

Price: NFS



Suits me Fine

27

This trio of vases is made with underglazes and overglazes and fired to cone 6 oxidation.

Size: 13 x 2"; 10 x 1"; 11 x 1"

Price: NFS



Fish Platter

28

This platter is decorated with slips, underglazes, and glazes and fired to cone 6 oxidation.

Size: 18 x 10 x 2"

Price: NFS



Elmer Gunderson

I try to create a character or emotion distinct to every sculpture. The feeling I get when I can bring beauty to a slab of clay is a natural high. I enjoy sculpting the human form because I strive to create a unique piece, the cracks and lines in the human face and body are as original as a fingerprint. I started working with clay 2009. Stan is a cat I met at a house party, I never met such a pet with so much character, which I tried to reproduce in this piece.



Stan

9

Stan was sculpted from Laguna clay EM210, a low temperature cone 06 clay. There was no glaze applied after the firing. The finish is a blonde bronze metallic surface buffed with a black shoe polish to give the effect of an aged bronze sculpture. The base is made from Italian soapstone.

Size: 16 x 10 x 8"

Price: \$350

Inner Peace

10



Inner Peace was sculpted from Laguna clay EM210, a low temperature cone 06 clay - a white, very smooth talc body. There was no glaze applied after the firing. The finish is a pewter metallic surfacer to give the effect of a pewter sculpture. The base is made from Italian soapstone.

Size: 18 x 7 x 7"

Price: \$325

Elmer Gunderson

The Last Whisper

11

The Last Whisper was sculpted from Laguna clay EM210, a low temperature cone 06 clay - a white, very smooth talc body. There was no glaze applied after the firing. The finish is a blonde bronze and a blackened bronze metallic surfacer buffed with black shoe polish to give the effect of an aged bronze sculpture. The base is made from Italian soapstone.

Size: 17 x 7 x 9"

Price: \$310



Bryan Hannis

I started potting in November 1999, and am mostly self taught. I have three main kilns from 15 to 24 cu. ft. I have two wood fired kilns and one gas fired kiln.



Oval Bowl

23

H570 clay fired to cone 10 wood soda fired

Price: NFS



Teapot

24

H550 clay fired to cone 10 wood soda fired

Price: NFS



Urn


25

H570 clay fired to cone 10 wood soda fired

Price: NFS

Karen Heathman

Although I dabbled in art from the age of two, I studied science and obtained a BSc degree from the UBC. During university, I continued to pursue my love of the arts, studying painting, sculpture, drawing and cartography. After working several years for others, I started my own business as a graphic designer 23 years ago. Pottery has always been a passion for me - ever since my first sculpture classes in college. However it took many years for me to return to clay. From my first class I was hooked and have been passionate about experimenting, learning, and practicing the art ever since.



Fishing for Compliments

5

I love colour and whimsy and express these themes in almost every piece I make. I started my artistic studies in watercolours, and this platter brings my love of clay and painting together. This piece is made by blending several different slips together to achieve the colours of the salmon. It is then glazed with clear glaze and fired to cone 6 oxidation.

Size: 17 x 7 x 1"

Price: \$60



Motherhood

6

We define ourselves in many ways - I am a wife, sister, daughter, friend, teacher, potter, artist. But first and foremost I am a mother. I loved my children when they first arrived as much as I love them today. This piece is my whimsical take on motherhood - we may not always lay our eggs in the best place, but if we do things right, our kids will hatch and thrive.

Size: 16 x 4 x 4" (4 pieces)

Price: \$120

Karen Heathman

The Queen of Hearts Chess Set

7



I have had a love affair with chess sets since I was a child. One of the first things I ever sculpted was a chess set, and I have made them in many forms over the years. On a recent trip to the UK I got to see many of the pieces of the 12th century Viking Lewis chess set, and it inspired me to recreate game pieces in my own style. This set is hand built, carved, and decorated with coloured slips. It is glazed with clear glaze and fired to cone 6 oxidation.

Size - board - 18 x 18" with 32 pieces.

Price: \$450

Darcy Kinder

My work with clay has evolved over the 13 years I have explored the medium. Progressing from strictly functional to a harmonious balance of functional and non-functional pieces, my work continues to be influenced by nature, society and my role as a woman in the world.

Working in clay is a metaphor for life. The constant struggle between persuading the clay to be what I want while still maintaining the integrity of each piece is a concept I continually explore in my work. The malleable quality of clay allows for much experimentation in this area. However, this inherent flexibility contrasts greatly with the permanent quality exhibited by a finished piece once the firing process is complete. These two extremes persuade me to continue my studies in clay.

Lilies of the Valley

14

Inspired by my mother's love for lilies these summer blooming flowers are hand built from paper clay, enhanced with underglazes, covered in a clear glaze, embellished with artificial foliage and collected together with jute and clay beads.



Size: 21"

Price: NFS

Bowl

15

Thrown from earthenware (Darcy's Red Art with Mica) this non-functional bowl is glazed in bronze glaze (contains lead) while the exterior is burnished after several coats of terra sigillata.



Size - 10.5"

Price: NFS

Projections of Lilith



Hand built from cone 6 clay this sculptural piece is decorated with slips and a clear glaze. The inside is finished with Hammered Tremclad. Inspired by the biblical story of Lilith who was Adam's first wife, she was cast out of Eden and demonized when she demanded and did not receive equality to Adam. Lilith's presence is either minimized or ignored and represents many strong-willed, powerful, and independent women of all ages.

Size: 22 x 13"

Price: NFS

Joanne Mikkelsen

After admiring and collecting pottery for years, I decided 11 years ago to pursue my interest, now passion, in working with clay. I treasure having the opportunity in my life to explore this creative and meditative art - it is a rewarding journey that continues to challenge and excite me. I focus primarily on functional, wheel-thrown pieces that I hope will enhance common daily experiences and rituals. I find that my work is constantly evolving as I continue to learn from others and experiment with a variety of forms, textures, tools, different clays and colours.


Dream Catcher

4

Wheel thrown carved bowl. Gas fired to cone 10 reduction.

Size - 11 x 3"

Price: \$120



Tea for Two

8

Wheel thrown carved teapot and mugs. Gas fired to cone 10 in reduction

Price: NFS



Jim Rawlings

I started working in with clay in 2001, and am always eager to learn more about pottery every day. I have learned a great deal from interacting with other potters, however my true inspiration comes from the love and support of my wife and three children. My main focus in pottery is to create functional ware that has a decorative quality to it. Creating pottery gives me great pleasure and I find it's a wonderful way to relax and unwind.



Golden Sun Canister

3

The 7 ½" golden sun canister is glazed in a gold temoku glaze with lid, adorned with lequan bright gold sun and fusion glass on lid. Bisqued to cone 05 using M340GS clay. Glazed to cone 5 gold temoku glaze with fusion glass on the lid. Refired again at cone 022 with lequan bright gold on the sun face.

Price: \$125

Anne Saar

Tea Cup for a Gardener

1

I have been working with and learning about clay for eight years. I have been a gardener and tea drinker all my life. Combining all of these activities into a tea cup and saucer that reflect my love of flowers and clay and tea was an idea that came to me at about four o'clock one sleepless morning. A potter once said that a mug or tea cup is the most intimate piece of functional pottery made. We sit and hold onto drinking vessels more than any other clay item. This set profiles three things I love to pursue in my life and three things I obviously think about at four in the morning!



Price: \$40 each set

Anne Saar

Seasons of Trails

2

This landscape is a profile of the outdoor seasons of my life. I am a cross country skier in the winter and walker and jogger in the other seasons. Living in Prince George allows me to do these activities on beautiful trails that are close to my home. I made this piece so that it can sit on a table, in my garden or where ever I need it to be, to remind myself of how lucky I am to be able to enjoy nature and exercise in such a beautiful and changing environment.



Price: NFS



Elizabeth Tobin

Warpaint

12

The last thing I do before I leave the house is apply my warpaint and then I am ready to face my day. It is funny how people get stuck on other people's routines or habits. If my warpaint wears off, I will often hear "Lizzy where are your lips?" This piece was hand sculpted with porcelain clay and twice fired to cone 06 oxidation.

Price: NFS



Little Treasures

13

Ever since I was a little girl I have always loved small things and I love finding treasures. This piece is fitting to me as in each of the little boxes is a little treasure that represents me or things I love. Basically it is the little girl coming out of me.

This piece was hand built, and coloured slips, stains and washes were used. The piece was fired to cone 6 oxidation.

Price: NFS

Elizabeth Tobin

Untitled Torso


32

When I was contemplating the theme of this show, it brought to mind very personal images. Although the theme could be interpreted in many ways, I wanted to push my boundaries and explore my personal relationships with clay, myself and my family, and make a piece that truly profiled me as a person and as an artist.

To do this I created a “clay canvas” from a plaster cast of my torso. As this is such a personal work, I wanted to include my family in the piece, so I solicited their thoughts and included them in the piece. My family is my heart, the most important part of my life, and each and every one has taught me about beauty, strength, honesty, fairness, laughter and survival. Thank-you to my parents, brothers, sister, daughter, nieces, nephews, brother-in-law and sister-in-laws for their special messages.

The torso was first cast in plaster, and a clay form created. It was decorated with underglaze pencils and fired to cone 6 oxidation.

Price: NFS



If you enjoyed this show, you may wish to
attend our other coming events!

Studio Fair 2012

We join more than 85 vendors for the premiere juried art and craft sale for
Northern BC.

November 2 - 4

An Evening of Decadence

Silent art auction; delectable desserts; door prizes; live entertainment,
fun and games.

Spring 2013

Spring Arts Bazaar

Chili cook-off and our extremely popular seconds sale.

June 2013

Stories in the Garden



**Hand Crafted Local Garden Art
made by members of the
Prince George Potters' Guild**



Planters • Garden Decor
Mother's Day Gifts
Wall Hangings • Masks • Bird Feeders
and much, much more

Studio 2880 Feature Gallery
May 2 - June 30, 2013
Opening Reception May 2 • 7 pm

